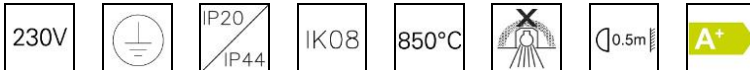
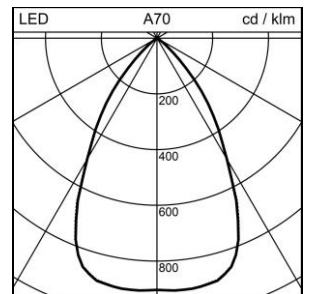
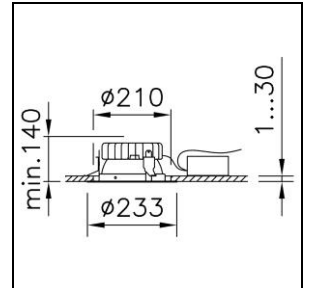


Datasheet

Echo 210 LED Recessed downlight

1001.1947

24.2M31DC.00



System power	26 W
Source of light	LED (Light Emitting Diode)
Colour temperature	3000 K
Luminaire flux	2600 lm
Ingress Protection	IP20 / IP44
Colour Rendering Index	CRI >90
UGR C0 4H/8H	17.2
UGR C90 4H/8H	17.2
Economic life-time	L80 (B50) 50'000h
Light control	DALI
Finish	white
Weight	1.985 kg

Recessed downlight Echo 210 LED with LED (Light Emitting Diode), system power: 26 W, luminous flux of luminaire 2600 lm, CRI >90, 3000 K, warm white, SDCM 3, L80 (B50) 50'000h, 230 V, direct light emission, housing in aluminium, with ceiling trim, white, with silver reflector, (M), medium beam, 60 °, operating unit included in delivery, DALI,

protection class I, ingress protection IP20 / IP44, glow wire test 850 °C, impact strength: IK 08
 Ø = 233 mm, DAØ = 210 mm, ET = 140 mm