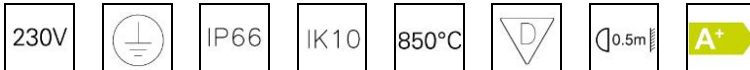
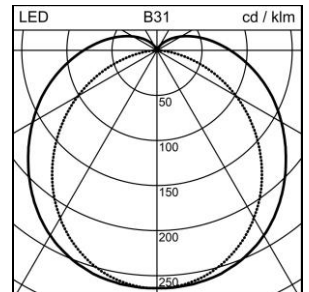
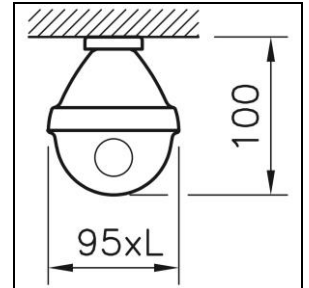


Datasheet

Splash Essential LED Damp-proof diffuser luminaire 2001.6561



System power	30 W
Source of light	LED (Light Emitting Diode)
Colour temperature	4000 K
Luminaire flux	4000 lm
Ingress Protection	IP66
Colour Rendering Index	CRI >80
UGR C0 4H/8H	24.1
UGR C90 4H/8H	21
Economic life-time	L90 (B10) 50'000h
Light control	ON/OFF
Finish	light grey
Weight	2 kg

Damp-proof diffuser luminaire Splash Essential LED for surface, wall and pendant mounting, with LED (Light Emitting Diode), system power: 30 W, luminous flux of luminaire 4000 lm, CRI >80, 4000 K, neutral white, SDCM 3, L90 (B10) 50'000h, 230 V, direct light emission, wide beam, 1 integral control gear, ON/OFF, housing in polycarbonate (PC) light grey and diffuser in polycarbonate (PC), opal, with chrome steel clamps, incl. 3-pole IP66-rated plug connector
Regent certified MINERGIE®-Modul luminaires S.A.F.E. 2019 (Re-0316), luminaire complies with the strict requirements for Minergie-certified luminaires (99 lm/W)

protection class I, ingress protection IP66, glow wire test 850 °C, impact strength: IK 10, service temperature range -25°C to +40°C
L = 1280 mm, B = 95 mm, H = 100 mm