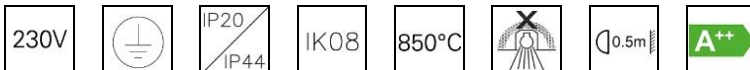
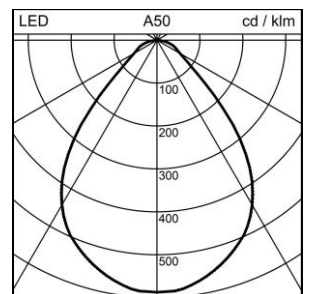
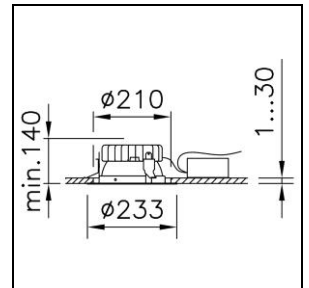


Datasheet

Echo 210 LED Recessed downlight

1001.2496

24W2F31JC.00



System power	26 W
Source of light	LED (Light Emitting Diode)
Colour temperature	4000 K
Luminaire flux	2700 lm
Ingress Protection	IP20 / IP44
Colour Rendering Index	CRI >90
UGR C0 4H/8H	23.5
UGR C90 4H/8H	23.5
Economic life-time	L80 (B50) 50'000h
Light control	DALI
Finish	white
Weight	1.997 kg

Recessed downlight Echo 210 LED with LED (Light Emitting Diode), system power: 26 W, luminous flux of luminaire 2700 lm, CRI >90, 4000 K, neutral white, SDCM 3, L80 (B50) 50'000h, 230 V, direct light emission, housing in aluminium, with ceiling trim, white, with white reflector, (F), wide beam, 80 °, operating unit included in delivery, DALI,

protection class I, ingress protection IP20 / IP44, glow wire test 850 °C, impact strength: IK 08
 $\varnothing = 233 \text{ mm}$, $DA\varnothing = 210 \text{ mm}$, $ET = 140 \text{ mm}$