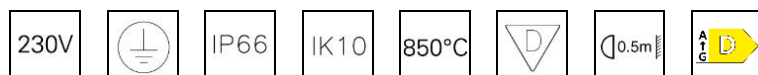
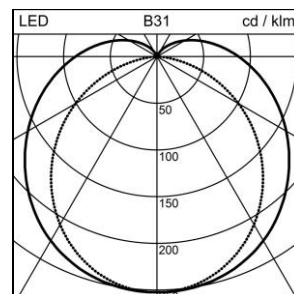
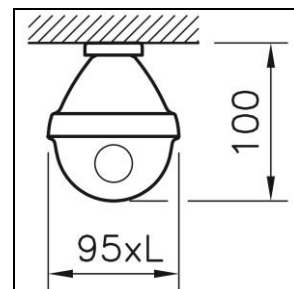


Datasheet

Splash Essential Damp-proof diffuser luminaire

2008.5180

SPLASH ESS 1572 LED5000-840 WB ONF



System power	37 W
Luminaire flux	5000 lm
Colour temperature	4000 K
CRI	CRI > 80
UGR C0 4H/8H	24
UGR C90 4H/8H	21
Economic life-time	L90 50'000 h
Light control	ON/OFF
Ingress Protection	IP66
Finish	light grey
Weight	1 kg

Damp-proof diffuser luminaire Splash Essential for surface, wall, pendant mounting and mounting rail, with LED, system power: 37 W, luminous flux of luminaire 5000 lm, colour rendering index CRI > 80, colour temperature 4000 K, neutral white, colour tolerances SDCM 3, lifetime LED L90 50'000 h, 230 V, direct light emission, wide beam, 1 integral control gear, ON/OFF, housing in polycarbonate (PC) light grey and diffuser in polycarbonate (PC), opal, with chrome steel clamps,

protection class I, ingress protection IP66, glow wire test 850 °C, impact strength: IK 10, service temperature range -25 to +40 °C, this product contains a light source of energy efficiency class D and EPREL registration number: 776448
 L = 1572 mm, B = 95 mm, H = 100 mm